

Screen Supplies

What is needed to start printing production.

Each item listed is a representation of the needed supply item, the product listed is what is included in the Vastex supply package. In almost all cases there are alternative products and brands available from your regional screen printing supplier. In some cases there are even items that can be purchased or made from supplies available from your local hardware, home improvement, or department store.

Please download the Vastex "Introduction to Screen printing" comic and follow along with the comic as a guide to where the supplies fit in the entire process. The comic is available for free from www.vastex.com in the education section. Please refer to the articles about frames, emulsion, mesh, and tips for more information (free downloads from www.vastex.com.)

Each item will be labeled with a word tag to help judge how important it is before a purchase is made.

The tags are:

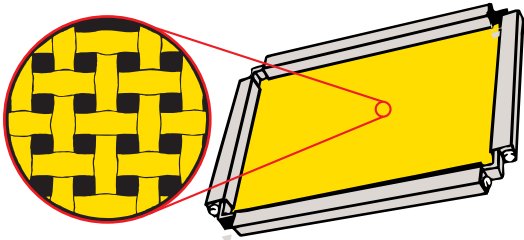
(Must have) - without this item a shop will not be able to proceed to the next step and complete a print.

(Should have) - this item is so useful and saves so much time that it is almost a must have.

(Need) - this item is useful and saves enough money, supplies or time that it is worth every penny, but the process can proceed with out it's use.

(Nice to have) - this item is useful and saves money or time, it is also worth every penny, but many printers do not use it.

1. Screens (Must have) - used to hold the stencil for printing [comic p. 2].



Twelve static aluminum frames 20" x 24" outside diameter frame size with the following mesh:

- 2 ea. 110 Dyed T thread plain weave mesh
- 4 ea. 156 Dyed T thread plain weave mesh

- 2 ea. 195 Dyed T thread plain weave mesh
- 4 ea. 230 Dyed T thread plain weave mesh

Note: For detailed art, process, or small dots add:

- 4 ea. 305 Dyed T thread plain weave (16 screens)

Note: The best choice for textile printing is the retensionable frame, but because the choices are so large with this product (and special tools are needed) please call or e-mail for additional information. 800-482-7839 or info@vastex.com

2. Degreasing chemical (Must have) - used to remove the contamination from the mesh [comic p. 4].

- 1 ea. Gallon screen mesh degreaser concentrate

3. Emulsion (Must have) - a photo reactive chemical used to make the stencil [comic p. 4].

- 1 ea. Gallon of photopolymer or dual cure emulsion

4. Two edged scoop coater (Must have) - used to apply liquid emulsion to the mesh [comic p. 4].

- 1 ea. Double edged 15" - 16" scoop coater



5. Drying cabinet (must have) - used to dry the screens. [comic p. 4,5]

Note: A drying cabinet can be purchased from Vastex or built from local supplies. Please see the article on drying screens on www.vastex.com for ideas.

6. Wash booth (Must have) - for developing, removing, washing, and degreasing [comic p. 5,7].

Note: A wash booth can be purchased from Vastex or constructed from local supplies.

7. Pressure washer (Must have) - for reclaiming and developing screens [comic p. 5,7].

Note: A suitable 1000 psi. pressure washer with fan spray head can be purchased from a local store.

8. Vacuum head (Nice to have) - for removing water and scum from exposed screen [comic p. 5].

1 ea. Screen vacuum head attachment for a shop vac.

9. Tape (Must have) - used for trapping ink in the screens, taping the squeegee blade, and the famous "tape trick" (needs clear tape) [comic p. 5,7].

Note: Two inch plastic clear and tan tape with rubber adhesive can be found in any office supply store. (Scotch 370 or 375 are good choices)

10. Platen protection tape (Nice to have) - for covering platens making clean up faster.

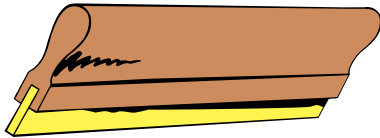
1 ea. Pallet Protection tape 18" x 100 yard roll

11. Squeegees (Must have) - for pushing ink onto the shirts [comic p. 2, 6].

Note: Each press will need at least one squeegee for each color print arm. Shorter squeegees will be needed for small logos

4,6 or 8 ea. 14" Wooden handle squeegee (70 duro.)

4,6 or 8 ea. 7" Wooden handle squeegee (70 duro.)



12. Goop Scoops (Need) - for moving ink.

4,6 or 8 ea. One for each print head

Note: This item can be replaced with metal or plastic paint scrapers. Sharp edges must be rounded.

13. Plastic transfer cards (Nice to have) - For moving ink in the screen.

4,6 or 8 ea. One for each print head

Note: This item can be replaced with old credit, phone, or membership cards.

14. Screen block out (should have)

1 ea. Quart screen emulsion blackout

15. On press wash (Must have) - for cleaning ink

from the mesh or changing colors while printing.

1 ea. Gallon on press wash (photopolymer safe)

16. Platen adhesive (Must have) - used to tack down garment to the platens.

1 ea. Gallon platen adhesive (water based)

17. Spot cleaning gun (Must have) - for removing cured ink spots [comic p. 6].

1 ea. 110v. spot remover gun

18. Spot cleaning fluid (Must have) - used in spot guns [comic p. 6].

1 ea. Gallon spot fluid



19. Screen scrub brush (Must have) - for use while cleaning and degreasing [comic p. 7].

2 ea. Fan bristle brushes with handles

2 ea. Bristle brushes

Note: Brushes can be found at any hardware or home improvement store.



20. Plastisol Inks (Must have) - a PVC ink that does not air dry [comic p. 6].

1 ea. Gallon Plastisol Black

1 ea. Gallon Plastisol White (High Opacity for cotton)

1 ea. Gallon Plastisol White (HO/Low Bleed for 50/50)

1 ea. Gallon Plastisol Red

1 ea. Gallon Plastisol Yellow

1 ea. Gallon Plastisol Royal Blue

1 ea. Gallon Plastisol Navy Blue

1 ea. Gallon Plastisol Green

- 1 ea. Gallon Plastisol Grey
- 1 ea. Gallon soft hand - detack
- 1 ea. Gallon curable reducer

Note: Ink colors are suggestions, any colors available can be chosen as replacements.

21. Plastisol ink degrader (Must have) - used to remove ink residue [comic p. 7].

- 1 ea. Gallon ink (plastisol) degrading Ink wash

22. Emulsion reclaimer (Must have) - Used to remove used emulsion from the mesh [comic p. 7].

- 1 ea. Gallon of emulsion remover in a concentrate form.

23. Haze and stain remover (should have) - used to remove stains (haze) from mesh [comic p. 7].

- 1 ea. Gallon of two part haze remover and activator.

24. Squeeze spray bottles (should have) - used to apply chemicals to screens [comic p. 7].

- 5 ea. hand held squeeze spray bottles.

Note: Spray bottles help you cover more area and use less chemicals, they are available in local stores.

25. Heat temperature reader (Must have) - used to gauge dryer temperatures

- 1 ea. Wire return thermal probe -or-
- 1 ea. Reflective temperature gun with laser pointer

26. Ink cure testing chemical kit (Should have) - used to test plastisol cure.

- 1 ea. Vastex cure testing kit

Note: This kit can be assembled from local supplies.

27. Exposure calculator (Must have) - used to find the correct exposure time

- 1 ea. Multi-step neutral sectioned exposure calculator

28. Printing test squares (Nice to have) - used to print a display, check for mistakes or reference.

- 100 ea. Test Squares in white

- 100 ea. Test Squares in black

Note: A local thrift resale store will have old t-shirts for purchase that can replace this item.

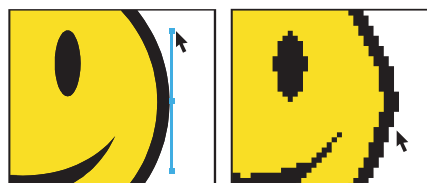
29. Computer and scanner (Must have) - used to scan and modify art for final design.

Note: Computers and scanners are available from many local stores. Your minimum requirements will be dictated by your software choices. Please call or e-mail Vastex for suggestions.

30. Graphic Software (Must have) - used to produce art and separations for printing.

- 1 ea. Software package Adobe Illustrator
- 1 ea. Software package Adobe Streamline
- 1 ea. Software package Adobe Photoshop


Note: Graphic programs are available at your local computer store or from internet mail order sources.



31. Printer (Must have) - used to make positives to burn art onto the emulsion [comic p. 5].

- 1 ea. Ink jet printer with RIP package

Note: The ink jet printers must have a software rip package to print separations.



32. Art tools (need) - used when needed.

Metal Artist t-square and yard stick, and ruler, Craft knife and blades, ultra fine tip permanent markers.

Note: Art tools are available from local stores.

Hosted on www.vastex.com

